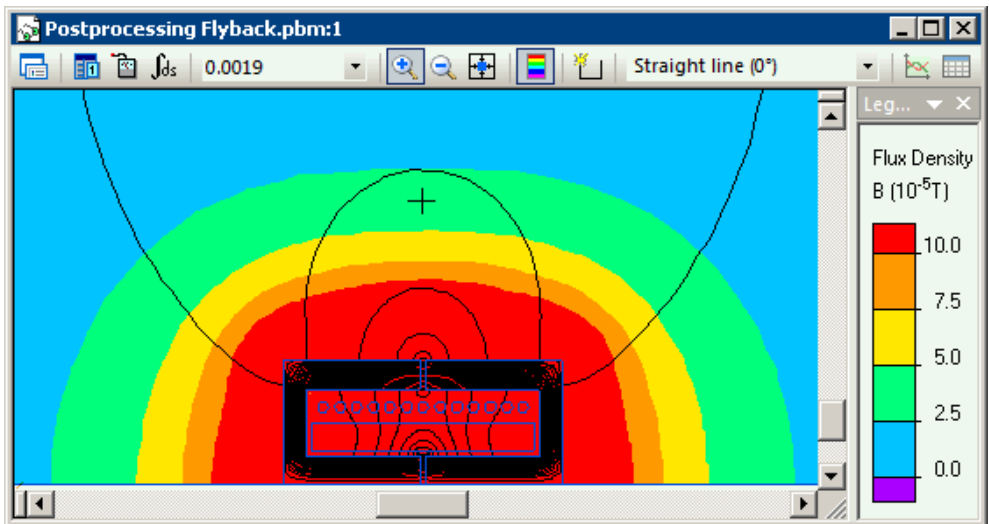


QuickField simulation report

Flyback transformer EMC

Calculate the magnetic field distribution around flyback transformer during operation cycle.



This automatically generated document consists of several sections, which specify the problem setup and finite element analysis simulation results. Navigation links in the top of each page lead to corresponding sections of this report.

Problem description and QuickField simulation files:

https://quickfield.com/advanced/flyback_transformer_emc.htm

Problem info

Problem type: Transient Magnetics (integration time: 2.0000000949949E-03 s.)

Geometry model class: Axisymmetric

Problem database file names:

- Problem: *Flyback.pbm*
- Geometry: *Flyback.mod*
- Material Data: *Flyback.dms*
- Material Data 2 (library): *none*
- Electric circuit: *circuit.qcr*

Results taken from other problems:

- *none*

Geometry model

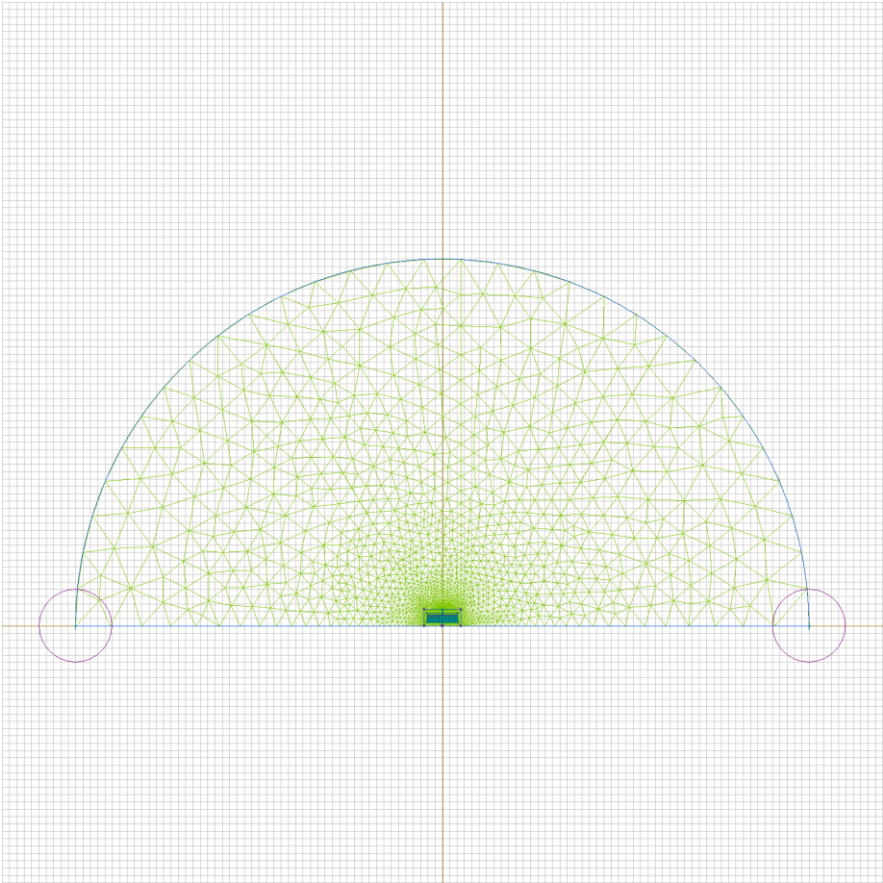


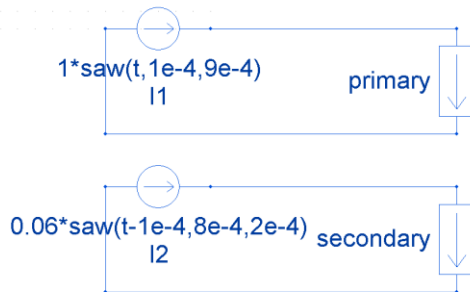
Table 1. Geometry model statistics

	With Label	Total
Blocks	4	219
Edges	2	494
Vertices	0	290

Number of nodes: 4126.

Electric circuit

Coupled electric circuit



Circuit elements:

QuickField block 'secondary'

Current source $I_1 = 1 \cdot \text{saw}(t, 1e-4, 9e-4)$ [A]

QuickField block 'primary'

Current source $I_2 = 0.06 \cdot \text{saw}(t-1e-4, 8e-4, 2e-4)$ [A]

Labelled objects

There are following labelled objects in the geometry model (Material Data file could contain more labels, but only those labels that assigned to geometric objects are listed)

Blocks:

- [secondary](#)
- [primary](#)
- [air](#)
- [ferrite](#)
-

Edges:

- [symmetry](#)
- [ext. boundary](#)
-

Vertices:

Detailed information about each label is listed below.

Labelled objects: block "secondary"


There are (200) objects with this label

Relative magnetic permeability: $\mu_x=1$, $\mu_y=1$

Electric conductivity: $\sigma(T)=57000000$ [S/m]

Total current: $I=(25*t*1e6-55)*\text{impulse}(t,2.2e-6,2.4e-6)+(-0.7576*t*1e6+6.82)*\text{impulse}(t,2.4e-6,9e-6)$ [A]

Conductor's connection: in series



Labelled objects: block "primary"

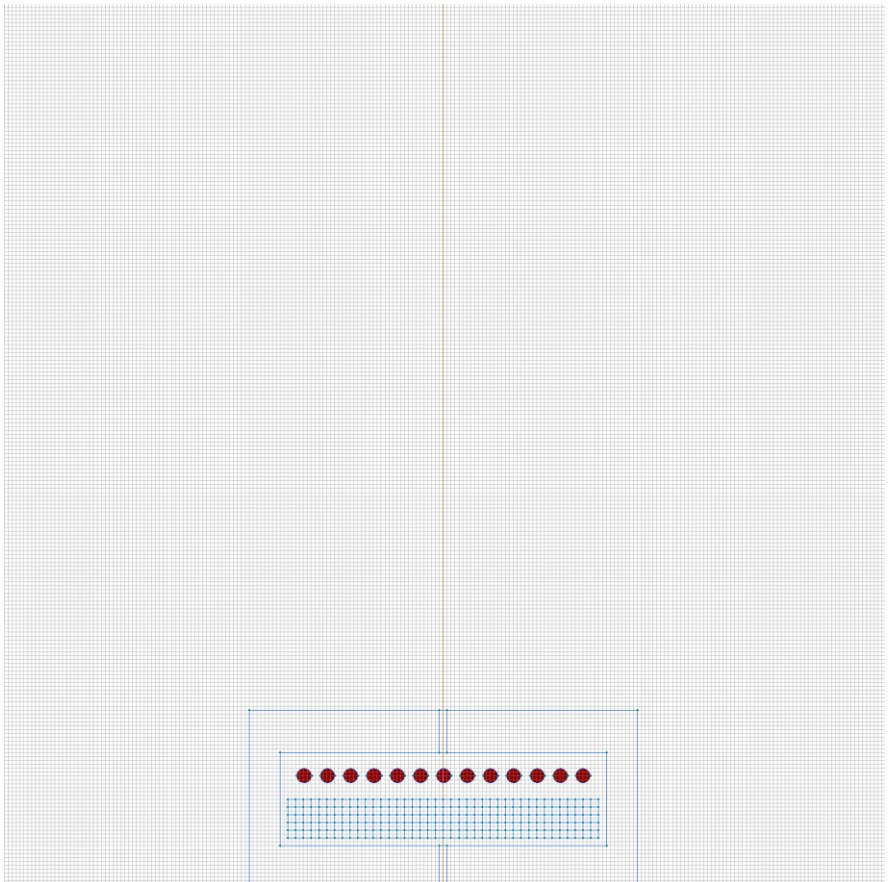
There are (13) objects with this label

Relative magnetic permeability: $\mu_x=1$, $\mu_y=1$

Electric conductivity: $\sigma(T)=57000000$ [S/m]

Total current: $I=(0.15*t*1e6)*\text{impulse}(t,0,2.2e-6) + (-1.65*t*1e6+3.96)*\text{impulse}(t,2.2e-6,2.4e-6)$ [A]

Conductor's connection: in series



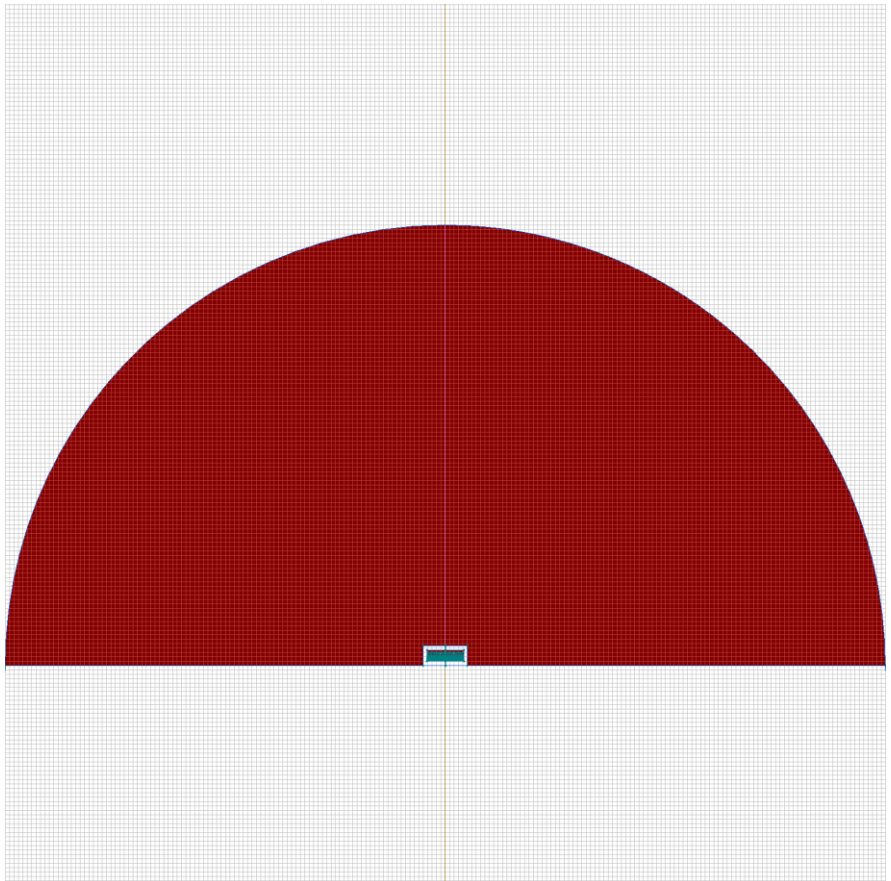
Labelled objects: block "air"

There are (4) objects with this label

Relative magnetic permeability: $\mu_x=1$, $\mu_y=1$

Current density: $j=0$ [A/m²]

Conductor's connection: in parallel



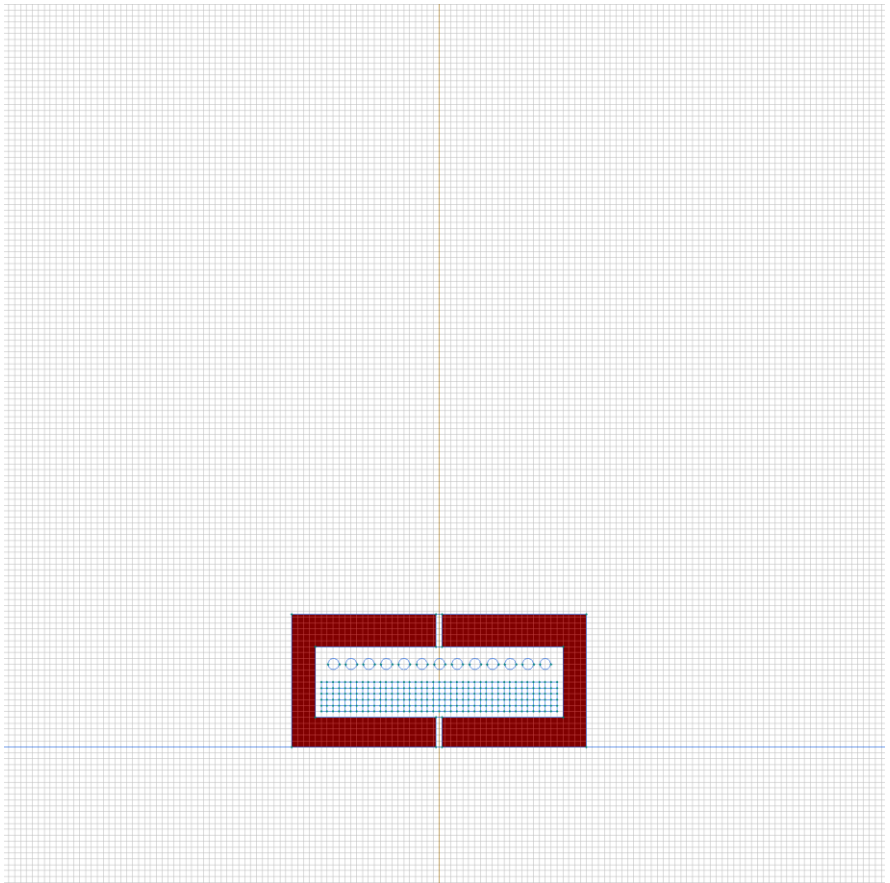
Labelled objects: block "ferrite"

There are (2) objects with this label

Relative magnetic permeability: $\mu_x=400$, $\mu_y=400$

Current density: $j=0$ [A/m²]


Conductor's connection: in parallel



Labelled objects: edge "symmetry"

There are (3) objects with this label

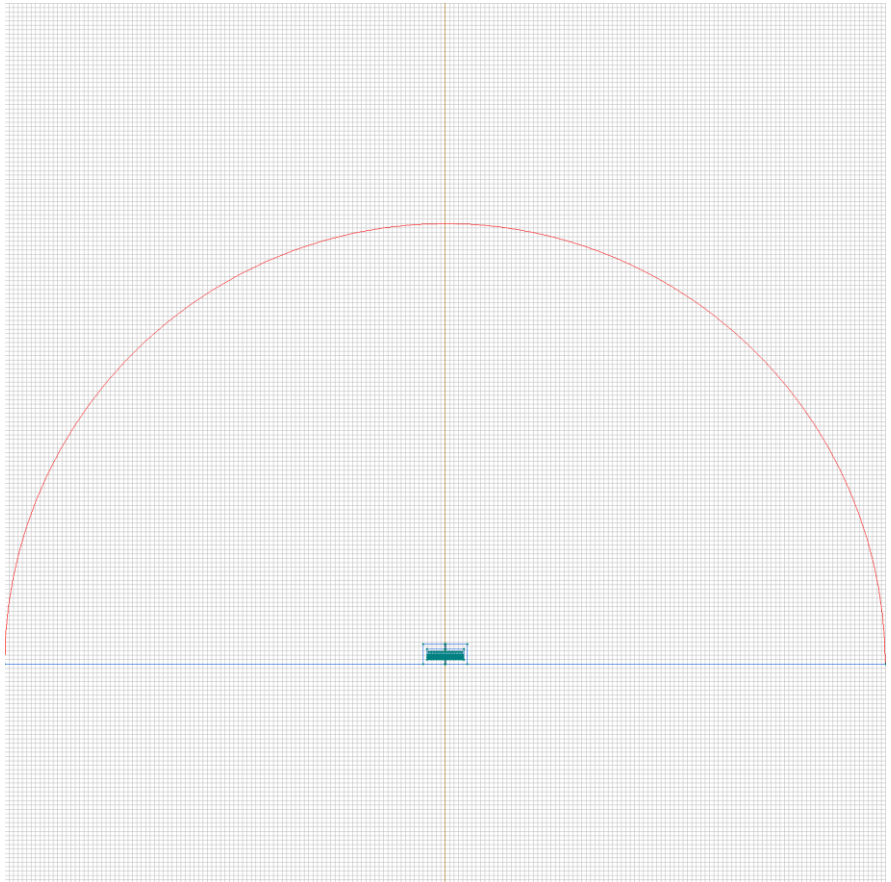
Magnetic potential: $A=0$ [Wb/m]



Labelled objects: edge "ext. boundary"

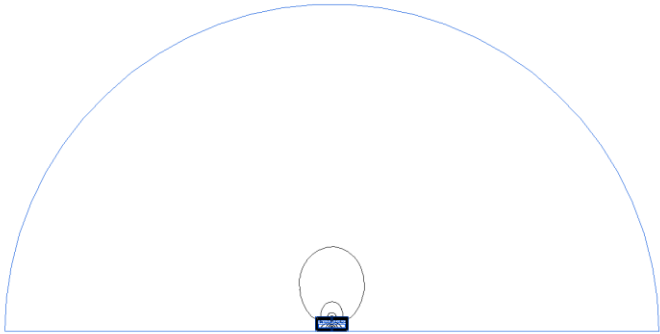
There are (1) objects with this label

Magnetic potential: $A=0$ [Wb/m]



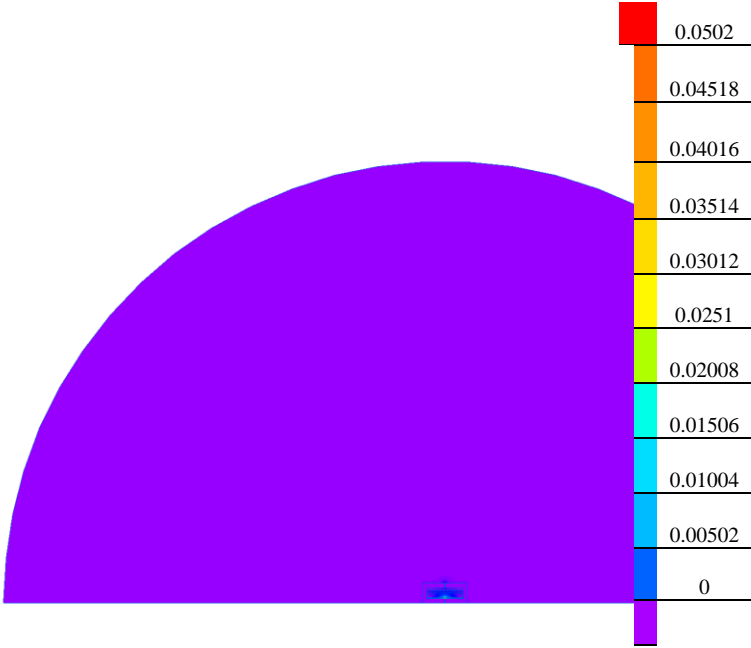
Results

Field lines



Results

Color map of Strength $|H|$ [A/m]



Nonlinear dependencies

No non-linear dependencies are used in this problem data