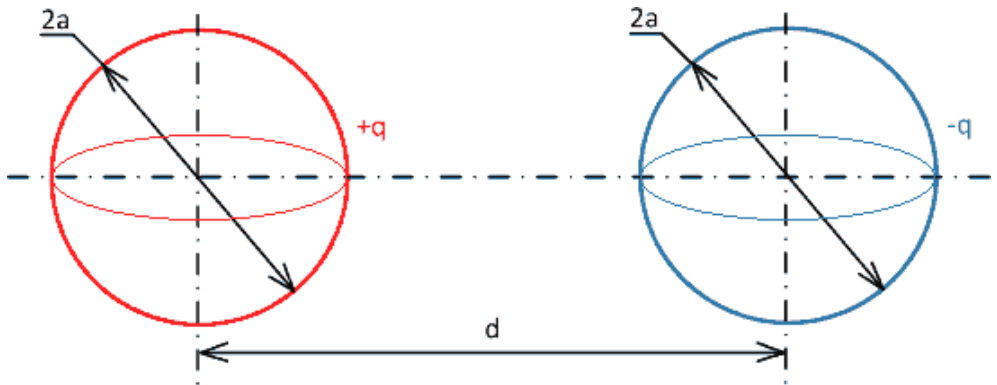


# QuickField simulation report

## Non-concentric spheres capacitance

Finding the mutual capacitance between two spheres and comparison with analytical solution.



This automatically generated document consists of several sections, which specify the problem setup and finite element analysis simulation results. Navigation links in the top of each page lead to corresponding sections of this report.

Problem description and QuickField simulation files:

[https://quickfield.com/advanced/non-concentric\\_spheres\\_capacitance](https://quickfield.com/advanced/non-concentric_spheres_capacitance)

# Problem info

Problem type: Electrostatics

Geometry model class: Axisymmetric

Problem database file names:

- Problem: *non-concentric\_spheres\_capacitance.pbm*
- Geometry: *Non-concentric\_spheres\_model.mod*
- Material Data: *Non-concentric\_spheres\_materials.des*
- Material Data 2 (library): *none*
- Electric circuit: *none*

Results taken from other problems:

- *none*

# Geometry model




Table 1. Geometry model statistics

	With Label	Total
Blocks	1	2
Edges	3	9
Vertices	2	8

Number of nodes: 16841.

# Labelled objects

There are following labelled objects in the geometry model (Material Data file could contain more labels, but only those labels that assigned to geometric objects are listed)

Blocks:

- [vacuum](#)
- 

Edges:

- [boundary](#)
- [sphere1](#)
- [sphere2](#)
- 

Vertices:


- [-q](#)
- [+q](#)
- 

Detailed information about each label is listed below.

Labelled objects: block "vacuum"

There are (2) objects with this label

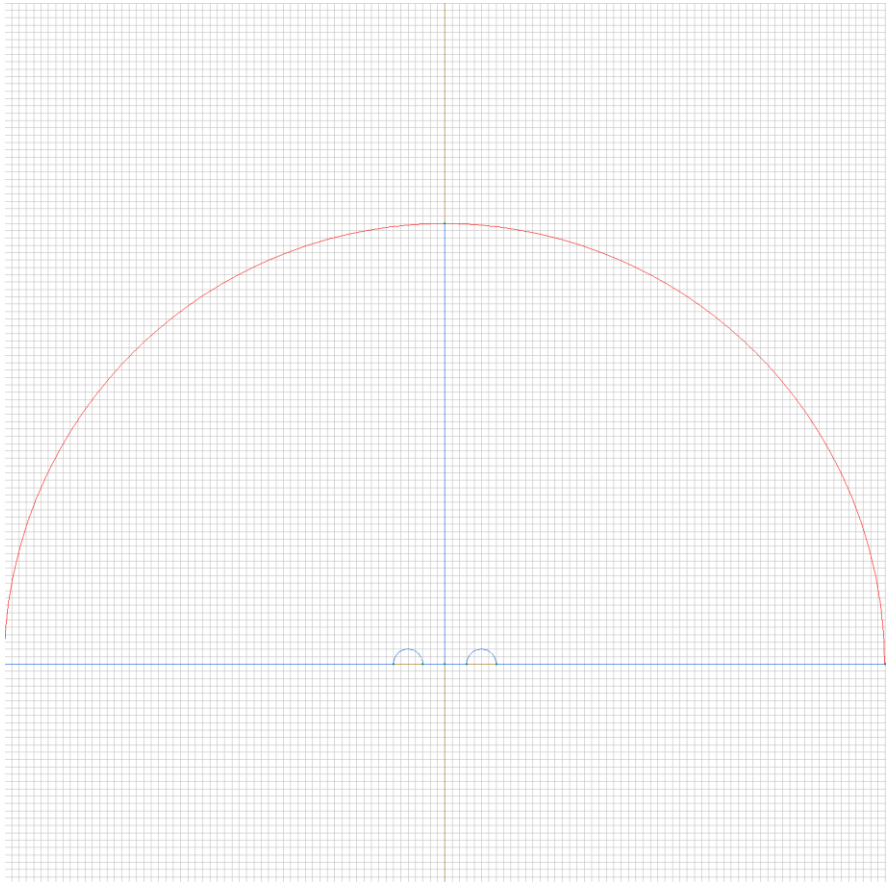
Relative electric permittivity  $\epsilon_x=1$ ,  $\epsilon_y=1$



Labelled objects: edge "boundary"

There are (2) objects with this label

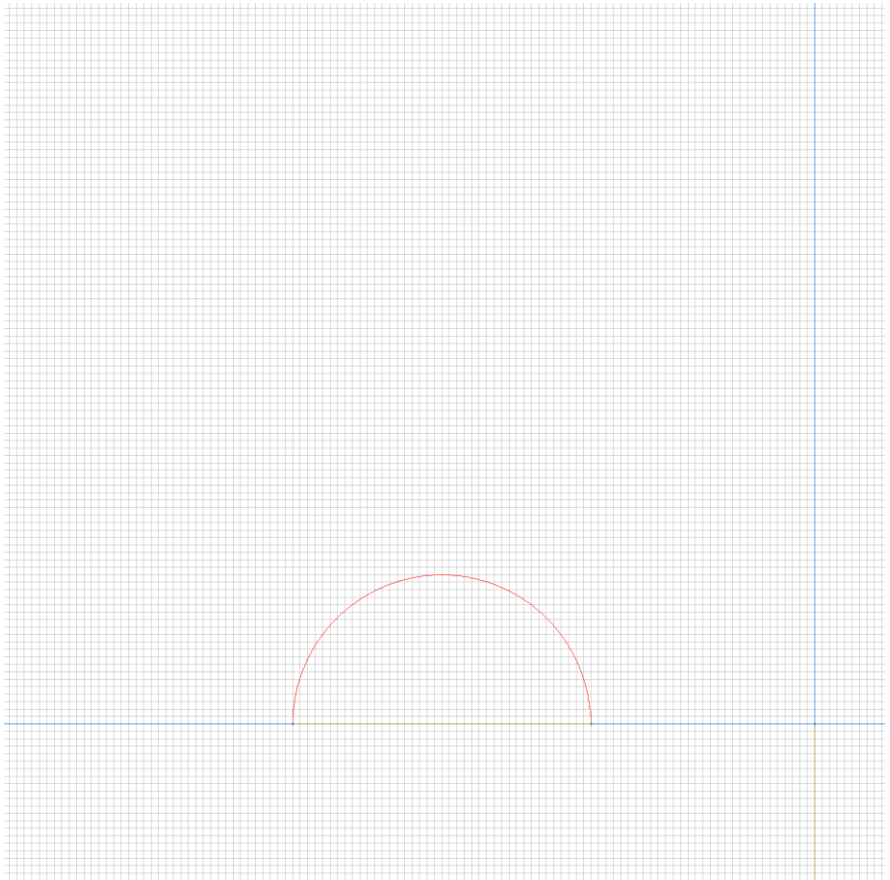
Voltage  $U=0$  [V]



Labelled objects: edge "sphere1"

There are (1) objects with this label

Floating conductor (equal voltage)

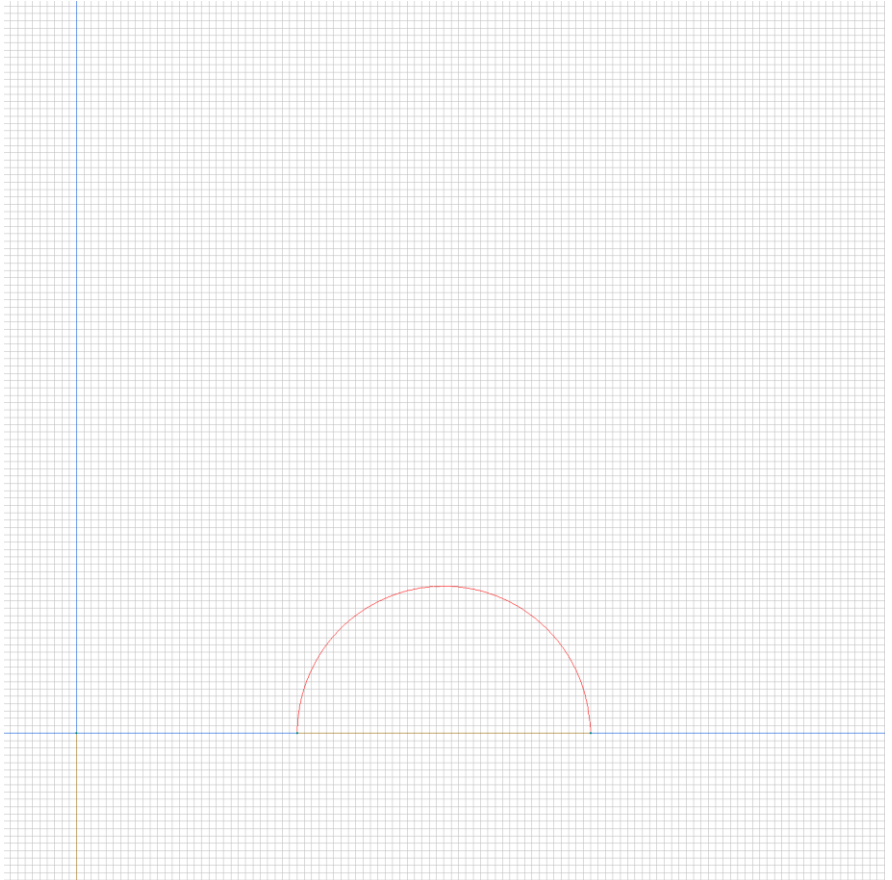




Labelled objects: edge "sphere2"

There are (1) objects with this label

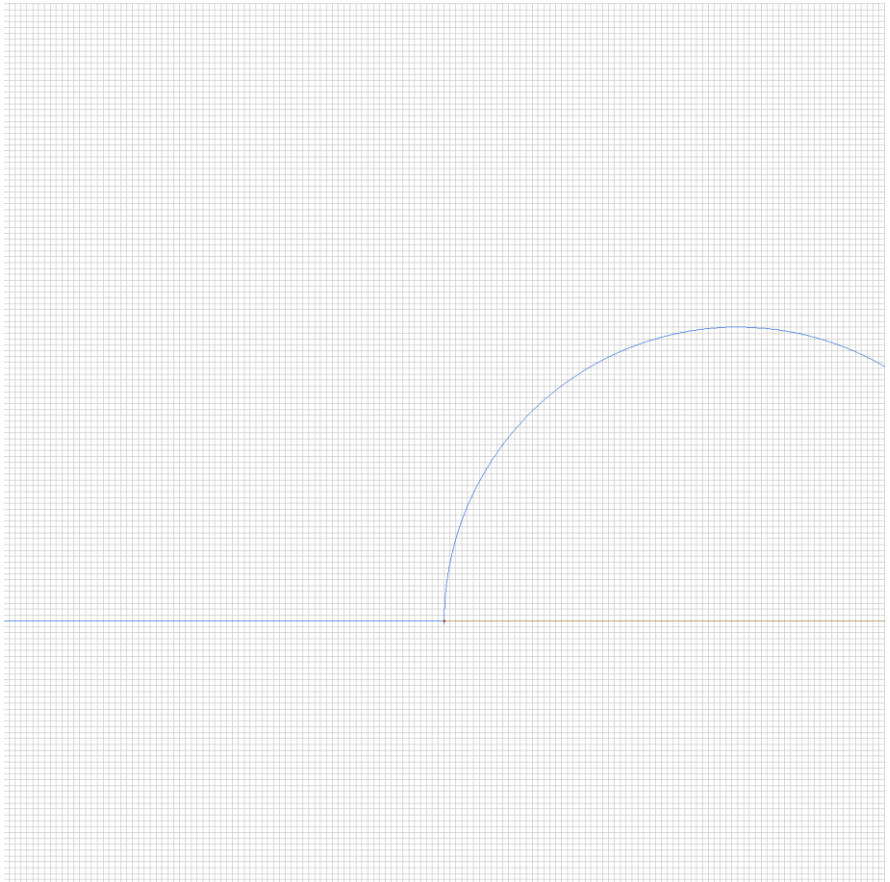
Floating conductor (equal voltage)



Labelled objects: vertex "-q"

There are (1) objects with this label

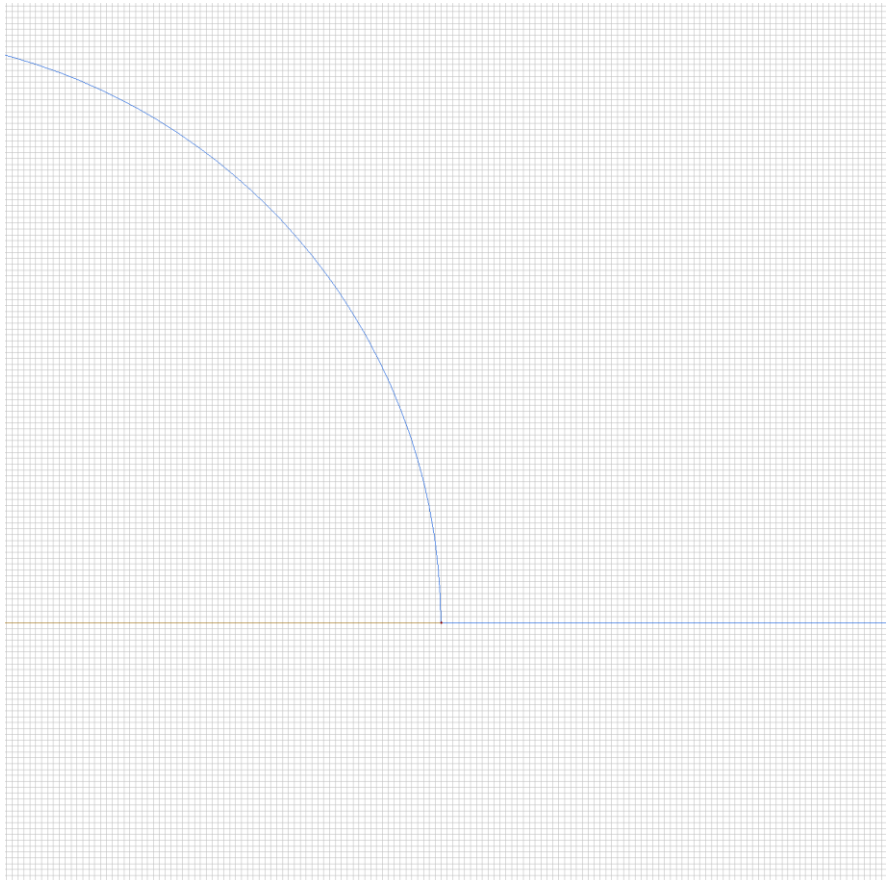
Electric charge  $q = -0.000000001$  [C/m]



Labelled objects: vertex "+q"

There are (1) objects with this label

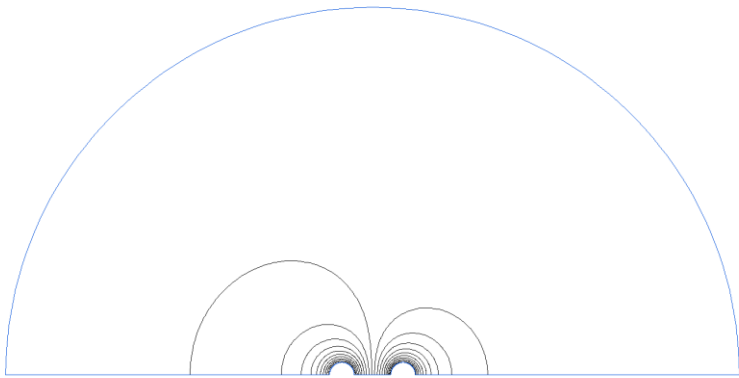
Electric charge  $q=0.000000001$  [C/m]





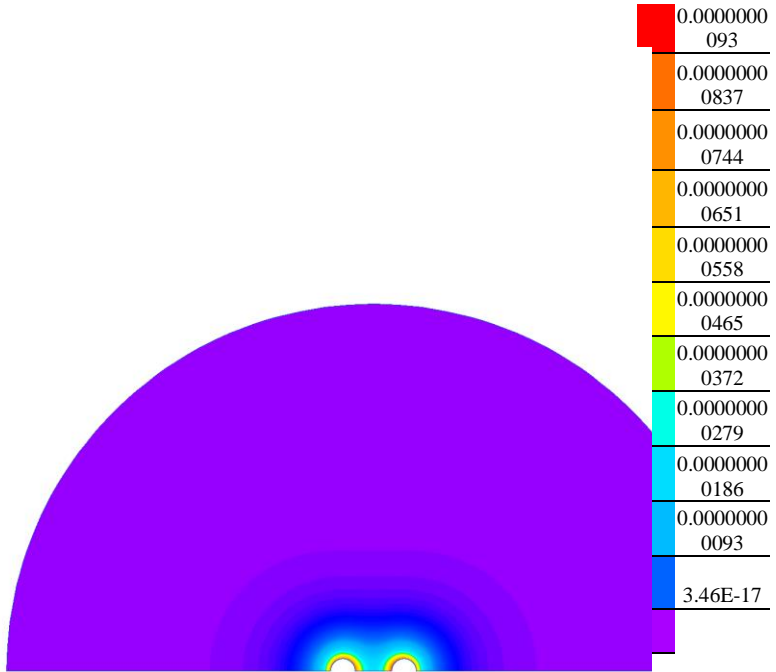
# Results

Field lines



# Results

Color map of Electric induction  $|D|$  [C/m<sup>2</sup>]



# Nonlinear dependencies

No non-linear dependencies are used in this problem data