

Problem info

Problem type: Electrostatics

Geometry model class: Plane-Parallel

Problem database file names:

- Problem: *square1.pbm*
- Geometry: *Square1.mod*
- Material Data: *Square1.des*
- Material Data 2 (library): *none*
- Electric circuit: *none*

Results taken from other problems:

- *none*

Geometry model

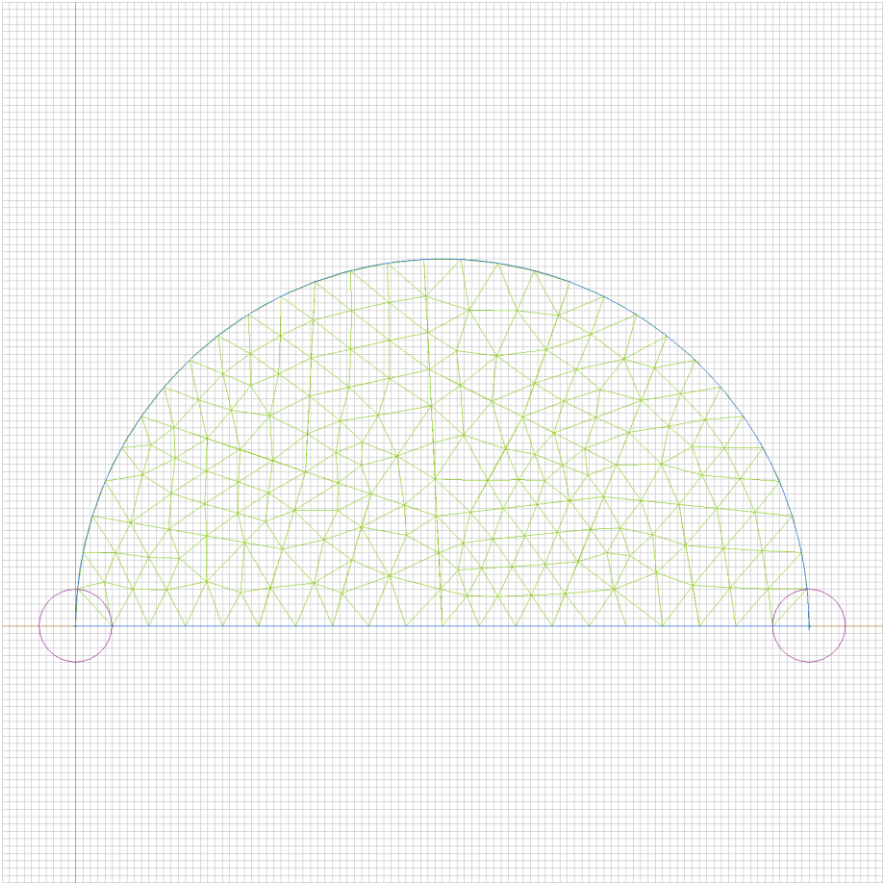


Table 1. Geometry model statistics

	With Label	Total
Blocks	1	1
Edges	0	2
Vertices	1	2

Number of nodes: 198.

Labelled objects

There are following labelled objects in the geometry model (Material Data file could contain more labels, but only those labels that assigned to geometric objects are listed)

Blocks:

- [a](#)
-

Edges:

Vertices:


- [p1](#)
-

Detailed information about each label is listed below.

Labelled objects: block "a"

There are (1) objects with this label


Relative electric permittivity $\epsilon_{x=1}$, $\epsilon_{y=1}$



Labelled objects: vertex "p1"

There are (1) objects with this label

Voltage $U=0$ [V]



[Problem info](#)

[Geometry model](#)


[Labelled Objects](#)

[Results](#)

[Nonlinear dependencies](#)


Results

Field lines



Results

Color map of Electric induction $|D|$ [C/m²]



Nonlinear dependencies

No non-linear dependencies are used in this problem data